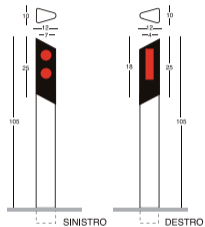
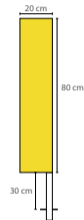


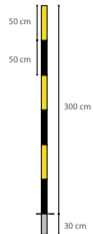
## segnaletica complementare



**fig. 463**  
delineatori normali di  
margine



**fig. 464**  
delineatori per  
gallerie



**fig. 465**  
delineatore per  
strade di montagna



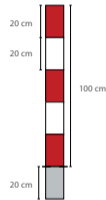
**fig. 466** delineatore di curva  
stretta o di tornante



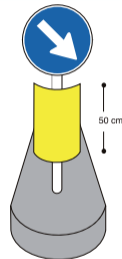
**fig. 467** delineatore per  
intersezione a T



**fig. 468**  
delineatori modulari  
di curva



**fig. 469**  
delineatore di accesso



**fig. 472**  
delineatore speciale di  
ostacolo